

# Smart String Energy Storage System



## More Usable Energy

100% Depth of Discharge  
Pack Level Energy Optimization



## Flexible Investment

5kWh Modular Design,  
Scalable from 5 to 30 kWh



## Safe & Reliable

LFP Cell  
4-layer Safety Protection



## Easy Installation

12 kg Power Module  
50 kg Battery Module



## Quick Commissioning

Automatically Detected in App

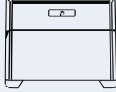




## Perfect Compatibility

Compatible to Both Residential  
Single & Three Phase Inverter



# LUNA2000-5/10/15-S0 Technical Specification

| Technical Specification | LUNA2000-5-S0   | LUNA2000-10-S0   | LUNA2000-15-S0  |
|-------------------------|---|--|---|
|                         |  |  |  |

## Performance

|   |                 |           |           |
|---|-----------------|-----------|-----------|
| Power module                                  | LUNA2000-5KW-C0 |           |           |
| Number of power modules                       | 1               |           |           |
| Battery module                                | LUNA2000-5-E0   |           |           |
| Battery module energy                         | 5 kWh           |           |           |
| Number of battery Modules                     | 1               | 2         | 3         |
| Battery usable energy <sup>1</sup>            | 5 kWh           | 10 kWh    | 15 kWh    |
| Max. output power                             | 2.5 kW          | 5 kW      | 5 kW      |
| Peak output power                             | 3.5 kW, 10s     | 7 kW, 10s | 7 kW, 10s |
| Nominal voltage (single phase system)         | 450 V           |           |           |
| Operating voltage range (single phase system) | 350 – 560V      |           |           |
| Nominal voltage (three phase system)          | 600 V           |           |           |
| Operating voltage range (three phase system)  | 600 – 980V      |           |           |

## Communication

|               |   |
|---------------|---|
| Display       | SOC status indicator, LED indicator       |
| Communication | RS485 / CAN (only for parallel operation) |

## General Specification

|                                       |   |  |   |
|---------------------------------------|---|--|---|
| Dimension (W*D*H)                     | 670 * 150 * 600 mm<br>(26.4 * 5.9 * 23.6 inch)  | 670 * 150 * 960 mm<br>(26.4 * 5.9 * 37.8 inch) | 670 * 150 * 1320 mm<br>(26.4 * 5.9 * 60.0 inch) |
| Weight (Floor stand toolkit included) | 63.8 kg (140.7lb)   | 113.8 kg (250.9lb)                             | 163.8 kg (361.1lb)                              |
| Power module dimension (W*D*H)        | 670 * 150 * 240 mm (26.4 * 5.9 * 9.4 inch)  |  |   |
| Power module weight                   | 12 kg (26.5 lb)   |  |   |
| Battery module dimension (W*D*H)      | 670 * 150 * 360 mm (26.4 * 5.9 * 14.0 inch)   |  |   |
| Battery module weight                 | 50 kg (110.2 lb) <sup>2</sup>   |  |   |
| Installation                          | Floor stand (standard), Wall mount (optional)   |  |   |
| Operating temperature                 | -20°C ~ + 55°C (-4°F ~ 131°F) <sup>3</sup>  |  |   |
| Max. operating altitude               | 4,000 m (13,123 ft.) (Derating above 2,000 m)   |  |   |
| Environment                           | Outdoor <sup>4</sup> (*Please refer to the user manual for installation condition)                        |  |   |
| Relative humidity                     | 5% ~ 95%  |  |   |
| Cooling                               | Natural convection  |  |   |
| Protection rating                     | IP 66   |  |   |
| Noise emission                        | <29 dB  |  |   |
| Cell technology                       | Lithium-iron phosphate (LiFePO <sub>4</sub> )   |  |   |
| Scalability                           | Max. 2 systems in parallel operation  |  |   |
| Compatible inverters                  | SUN2000-2/3/3.68/4/4.6/5/6KTL-L1,<br>SUN2000-3/4/5/6/8/10KTL-M0 <sup>5</sup> , SUN2000-3/4/5/6/8/10KTL-M1 |  |   |

## Standard Compliance (more available upon request)

|              |   |
|--------------|---|
| Certificates | CE, RCM, CEC, VDE2510-50, IEC62619, IEC 60730, UN38.3 |
|--------------|---|

## Ordering and Deliverable Part

|                                     |  |
|-------------------------------------|--|
| Product ordering model <sup>6</sup> | LUNA2000-5KW-C0, LUNA2000-5-E0, LUNA2000 Wall Mounting Bracket |
|-------------------------------------|--|

1. Test conditions: 100% depth of discharge (DoD), 0.2C rate charge & discharge at 25°C, at the beginning of life. If no PV modules are installed or the system has not detected sunlight for at least 24 hours, the minimum end of discharge SOC is 15%.

2. The weight of the battery module is subject to the actual product, with a tolerance of ±3%

3. Refer to battery warranty letter for conditional application.

4. Improper storage system installation may compromise product warranty and operation safety. Please follow the user manual during the installation, use, and maintenance of the storage system.

5. Please contact local engineer for the compatibility between the SUN2000-3/4/5/6/8/10KTL-M0 with the LUNA2000.

6. Storage system is ordered and delivered in the form of power module and battery module separately with corresponding quantity.