

EM-803N AC

STANDARD SERIES

- DESIGN: MODULAR
- DEGREE OF PROTECTION: IP65
- UV RESISTANCE: YES
- READY TO CONNECT: YES
- WEIGHT: 3.14 KG



The connection switchgear is designed to power photovoltaic inverters in grounded and isolated photovoltaic installations. It realizes protection against the effects of short circuits and overloads, as well as protection against the effects of indirect discharges on the AC side. Due to the high degree of IP protection, outdoor installation is possible. The design of the switchgear is intended for surface mounting. Depending on the equipment, switchboards can perform various functions.

BASIC PARAMETERS AC SIDE

AC Surge Protector Type	Noark T2
Overcurrent circuit breaker	Noark B16A 3F
Residual current circuit breaker	1 x 300mA type A
Phase signaling	YES

ELECTRICAL AND MECHANICAL PARAMETERS OF THE HOUSING

Model	PHS 12 T
Number of fields	12
Dimensions of housing without chokes and MC4 (Length Width Height)	144.00 259.00 325.00
Design in accordance with	EN 60670-1, EN 62208
Level of security	IP65
Protection class	II
Rated insulation voltage U_i	400 V AC, 1500 V DC
The incandescent rod test	650°C
Impact resistance	IK08
UV resistance	YES

EM-803N AC

STANDARD SERIES

Recyclable plastic

bezhalogenowy

Working temperature

-25°C - +60°C

Overcurrent circuit breaker used (MCB) (1)

Manufacturer / Model

Noark / Ex9BN 3P B16

Rated current

16A; 3-F

Rated operational voltage U_e

230/415 V AC

-

72 V DC to the pole (1P, 2P)

-

48 V DC to the pole (3P, 4P)

Minimum voltage

12 V AC/DC

Rated impulse withstand voltage U_{imp} in accordance with IEC 60898-1

6 kV

Rated impulse withstand voltage U_{imp} in accordance with IEC 60947-2

6 kV

Rated short-circuit breaking capacity I_{cn} in accordance with IEC 60898-1

6 kA

Rated short-circuit breaking capacity I_{cn} in accordance with IEC 60947-2

10 kA

Rated voltage of the insulation U_i

690 V AC

Number of poles

3

Frequency

50/60 Hz

Characteristic

B

Design in accordance with

IEC/EN 60898-1, IEC/EN 60947-2

Mechanical durability

20 000 connections

Electrical durability

10 000 connections

Energy limitation class

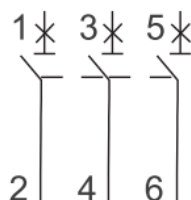
3

Category of use

A

Feed direction

Any (top or bottom)



Overvoltage limiter used AC (SPD)

Manufacturer / Model

Noark Ex9UE2 20 3PN 275

Connection

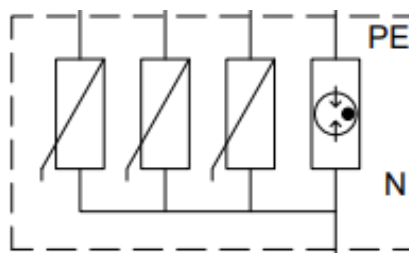
L-N/PE

N-PE

EM-803N AC

STANDARD SERIES

Made in accordance with	EN 61643-11	
Type of delimiter	Typee 2 (klasa II, C, T2)	
Making the insert	MOV (Warystor)	GDT (Iskiernik)
Rated voltage U_n	230 / 400 V AC	
Reference test voltage U_{REF}	255 V AC	
Continuous working voltage U_c	275 V AC	255 V AC
Frequency f	50/60 Hz	
Nominal discharge current I_n (8/20 μ s)	20 kA to the pole	40 kA to the pole
Maximum impulse current I_{imp} (10/350 μ s)	-	12 kA to the pole
Maximum discharge current I_{max} (8/20 μ s)	40 kA to the pole	
Voltage protection level U_p for electricity I_n	1.4 kV	1.5 kV
Voltage protection level U_p for electricity I_{max}	2 kV	1.5 kV
Voltage protection level U_p dla 5 kA (8/20 μ s)	1 kV	-
N-PE Follow current extinguishing capability I_{fi}	-	100 A
Occasional surges U_t (paused)	335 V	1200 V
Residual current I_{PE} by U_{REF}	≤ 1 mA	-
Limiter voltage for current 1mA	387 - 473 V	-
Response time	≤ 25 ns	≤ 100 ns
Maximum fuse protection	125 A gG	-
Ability to withstand short-circuit current	50kA	-
Short-circuit withstand I_{SCCR}	10kA	-
Current factor k	1kA	
Type of system LV	TN-S, TT (3+1)	



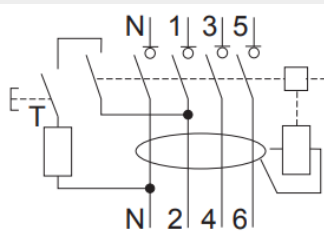
Residual current circuit breaker used (RCD)

Manufacturer / Model	Noark / Ex9L-N 300mA
Made in accordance with	EN 61008
Number of fields	2 / 4
Characteristic	A
Rated operational voltage U_e	240/415 V AC

EM-803N AC

STANDARD SERIES

Rated current	40 / 63 A
Minimum voltage for the RCD function	Independence from tension
Voltage range for test button	150 — 440 V
Frequency f	50 Hz
Rated voltage of the insulation U_i	500 V
Conditional rated short-circuit current I_{nc}	6 kA
Rated residual current $I_{\Delta n}$	300mA
Tenderness	sensitive to residual sinusoidal current, rectified pulsed and smooth, high frequency (1 kHz)
Response time	immediate
Rated impulse withstand voltage U_{imp}	6 kV
Shock resistance	3000 A
Mechanical durability	20 000 connections
Electrical durability	4 000 connections
Maximum fuse protection against overload	
$I_n = 40$ A	32 A gG
$I_n = 63$ A	50 A gG
Maximum fuse protection against short-circuit effects	
$I_n = 40$ A	63 A gG
$I_n = 63$ A	63 A gG
Rated making and breaking capacity $I_m I_m$	
$I_n = 40$ A	500 A
$I_n = 63$ A	630 A
Feed direction	Any (top or bottom)



Phase indicator used

Model	Ex9PDe
Made in accordance with	EN 60947-5-1
Rated operational voltage U_e	24/48 DC 240 V AC
Rated current I_e	≤ 20 mA / LED
Conventional thermal current in open space I_n	20 mA

EM-803N AC

STANDARD SERIES

Frequency f	50 Hz
Rated voltage of the insulation U_i	500V
Rated voltage impact resistance U_{imp}	4kV
Electrical durability	$\geq 30\ 000$ work hours
Diode luminance	≥ 40 cd/m ²

