







600W **LB**
Series Higher power generation better LCOE n-type with very Lower LID Better Temperature Coefficient Better low irradiance response 12-year product warranty 30-year linear power output warranty

n-type Bifacial Double Glass High Efficiency Mono Module JAM72D40 LB

575-600

Comprehensive Certificates

- IEC 61215, IEC 61730
- ISO 9001: 2015 Quality management systems
- ISO 14001: 2015 Environmental management systems
- ISO 45001: 2018 Occupational health and safety management systems
- IEC 62941: 2019 Terrestrial photovoltaic (PV) modules - Quality system for PV module manufacturing

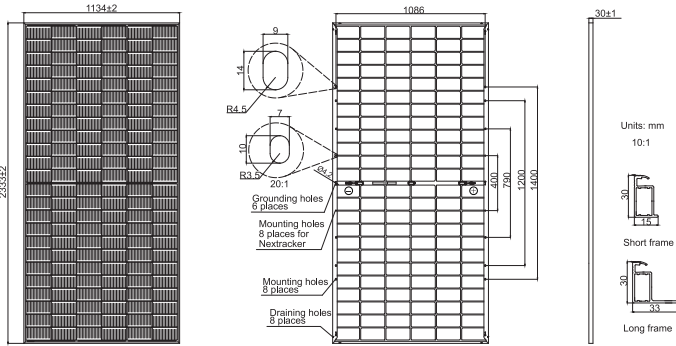




600W

575-600

JAM72D40 **LB Series**



Remark: customized frame color and cable length available upon request

Cell	Mono-16BB
Weight	32.5kg
Dimensions	2333±2mm×1134±2mm×30±1mm
Cable Cross Section Size	4mm ² (IEC), 12 AWG(UL)
No. of cells	144(6×24)
Junction Box	IP68, 3 diodes
Connector	QC 4.10-35I/ MC4-EVO2A
Cable Length (Including Connector)	Portrait: 300mm(+)/400mm(-); 800mm(+)/800mm(-)(Leapfrog) Landscape: 1400mm(+)/1400mm(-)
Front Glass/Back Glass	2.0mm/2.0mm
Packaging Configuration	36pcs/Pallet, 720pcs/40HQ Container

ELECTRICAL PARAMETERS AT STC

TYPE	JAM72D40 -575/LB	JAM72D40 -580/LB	JAM72D40 -585/LB	JAM72D40 -590/LB	JAM72D40 -595/LB	JAM72D40 -600/LB
Rated Maximum Power(Pmax) [W]	575	580	585	590	595	600
Open Circuit Voltage(Voc) [V]	51.40	51.60	51.80	52.00	52.20	52.40
Maximum Power Voltage(Vmp) [V]	42.88	43.06	43.24	43.41	43.59	43.76
Short Circuit Current(Isc) [A]	14.16	14.23	14.29	14.35	14.42	14.48
Maximum Power Current(Imp) [A]	13.41	13.47	13.53	13.59	13.65	13.71
Module Efficiency [%]	21.7	21.9	22.1	22.3	22.5	22.7
Power Tolerance	0~+5W					
Temperature Coefficient of Isc(α _{Isc})	+0.046%/ C					
Temperature Coefficient of Voc(β _{Voc})	-0.260%/ C					
Temperature Coefficient of Pmax(γ _{Pmp})	-0.300%/ C					
STC	Irradiance 1000W/m ² , cell temperature 25 C, AM1.5G					

Remark: Electrical data in this catalog do not refer to a single module and they are not part of the offer. They only serve for comparison among different module types.

ELECTRICAL CHARACTERISTICS WITH 10% SOLAR IRRADIATION RATIO

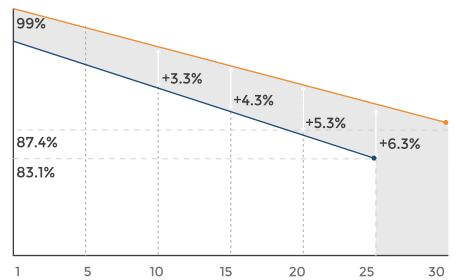
TYPE	JAM72D40 -575/LB	JAM72D40 -580/LB	JAM72D40 -585/LB	JAM72D40 -590/LB	JAM72D40 -595/LB	JAM72D40 -600/LB
Rated Max Power(Pmax) [W]	621	626	632	637	643	648
Open Circuit Voltage(Voc) [V]	51.40	51.60	51.80	52.00	52.20	52.40
Max Power Voltage(Vmp) [V]	42.88	43.06	43.24	43.41	43.59	43.76
Short Circuit Current(Isc) [A]	15.30	15.36	15.43	15.50	15.57	15.64
Max Power Current(Imp) [A]	14.48	14.55	14.61	14.68	14.74	14.81
Irradiation Ratio (rear/front)	10%					

*For NextTracker installations, maximum static load please take compatibility approve letter between JA Solar and NextTracker for reference.
**Bifaciality=Pmax, rear/Rated Pmax, front

CHARACTERISTICS

Superior Warranty

1% 1st-year Degradation
0.4% Annual Degradation Over 30 years

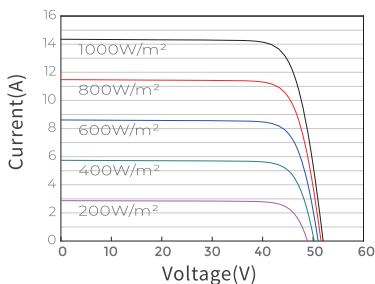


- n-type Bifacial Double Glass Module Linear Performance Warranty
- Standard Module Linear Performance Warranty

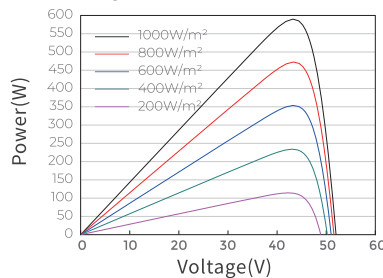
OPERATING CONDITIONS

Maximum System Voltage	1500V DC
Operating Temperature	-40 C ~+85 C
Maximum Series Fuse Rating	30A
Maximum Static Load, Front*	5400Pa(112 lb/ft ²)
Maximum Static Load, Back*	2400Pa(50 lb/ft ²)
NOCT	45±2 C
Bifaciality**	80%±10%
Fire Performance	UL Type 29

Current-Voltage Curve JAM72D40-590/LB



Power-Voltage Curve JAM72D40-590/LB



Current-Voltage Curve JAM72D40-590/LB

